




# KYLEMONT WORKSHEET


Date:	Salesman:	Customer Name:	Ok'd By:	Order #:	Needed By:
Quantity	Thickness 1 3/8"      1 3/4"	Paint Stain	Glass Type:		Wood Type:
Price: \$	Style# or Description:		Items to Kylemont:		


**Sticking Type:**


Ovolo 3/8 


Simpson Ovolo 5/8" 


Beveled 9/16 

w/Reveal 9/16 


Step Down 1/2" 

Bead & Cove 3/8 

Dado 

Ogee 

Cust. To Supply  
 Other: \_\_\_\_\_



**Layout:**

\*\* Measurements include face only - sticking not included \*\*

Stiles

Top Rail

Bottom Rail

Lock Rail

Mid-Rail(s)

Muntins

Glass Bars

Glass Area Height

Glass Supplied By:

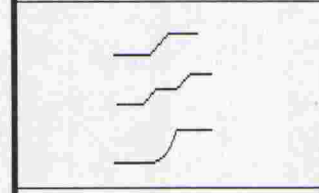
Stock

Kylemont

Customer

Other:

**Panel Types:**



**Flat**

1/4

1/2

3/4

VG Fir     Oak

Birch

MDF

Other

**Notes:**